

HOLIDAY HOMEWORK

Class –I

Session – 2020-2021

Summer vacation is synonymous with fun, frolic, getting up late in the morning, playing for longer hours with friends, exploring new places and having fun. So children, to add more productivity in your day we have planned some assignments and creative work for you so that you can make the optimum use of your time and energy.

❖ **ACTIVITIES RECOMMENDED DURING VACATION:-**

- 1) Meditate and do simple yoga exercises.
- 2) Water plants and feed the birds.
- 3) Help your parents at home.
- 4) Don't watch too much of television.
- 5) Keep your environment clean.
- 6) Build and improve your vocabulary through crosswords, jumbled words etc.

❖ **GENERAL INSTRUCTIONS :-**

- 1) The assignments should be done as per the instructions given.
 - 2) It should be neatly labeled and your name, class and section should be mentioned clearly.
 - 3) Submit your homework through ERP portal.
 - 4) You must establish a set time each day for studying. Practice time management.
 - 5) Parents can be facilitators at home but the work should be done independently by the child in his/her own handwriting.
 - 6) Revise all the work done till now in all the subjects.
-

- ENGLISH

Brain storming activity

1) How many small words can you make out of one big word?

For example, **Elephant**- ant, pant, help etc.

a) **Delighted** - _____

b) **Brain** - _____

c) **Butterfly** - _____

d) **Caterpillar** - _____

e) **Postman** - _____

2) Complete exercise given at the end of **Ch-1 Look! A butterfly!** (Page no. 4 and 5)

3) Practice **Punctuations and Articles** given on Page no. 12, 24 and 64 respectively in text book. (Do not copy in notebook)

4) As Father's day is approaching let's make our father feel special by making an innovative card to wish him.

For reference,




You can use your ideas to make your card more creative and share the pictures with me.

5) Do page no. 2-8 in **English cursive book**.

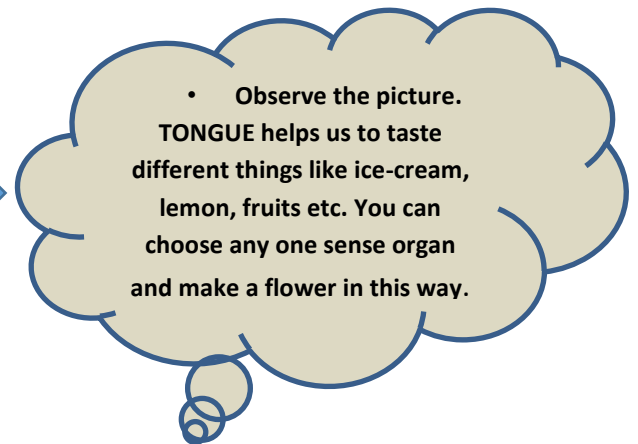
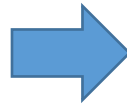
6) Find 5 differences between both the pictures.

Find the Differences



- **ENVIRONMENTAL STUDIES**

- 1 Make a 'hand-peacock' on A-4 size sheet and decorate your peacock as shown on page no.9 in your textbook.
- 2 With the help of your parents and friends. Complete the chart given on page no.17 in your textbook.
- 3 Do the back exercise of all the Chapters 1 to 5.
- 4 Draw a flower with stem and leaves on A-4 size sheet as shown in the picture.



EYES- Paste five pictures of things which we can see with our eyes.

EARS- Paste five pictures of different sources of sounds we hear

NOSE- Paste five pictures of things which smell different

TONGUE- Paste five pictures of food items having different taste

SKIN- Paste five pictures of things showing different sense of touch (hot, cold etc.)

- 5 Make a drawing of your choice on A-3 size sheet. Colour it with spray painting refer page no.-17 in your textbook.

- **MATHS**

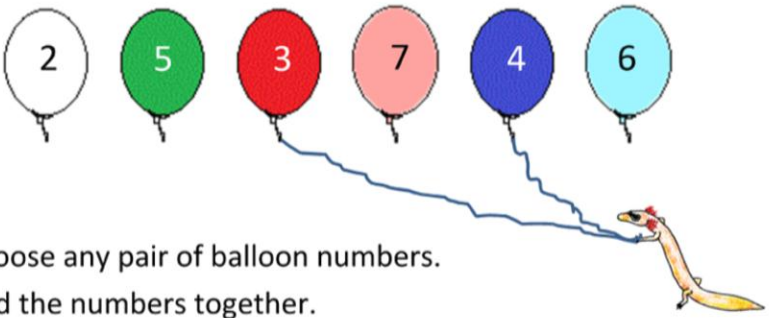
1. Paste your recent photograph. Present the following information beautifully on A4 size sheet. Complete the information about yourself in numbers only.

- Letters in my name : _____
- My age : _____
- My class: _____
- My weight: _____

- Members in my family: _____
- My shoe size: _____
- My father's contact no. : _____
- My mother's contact no. : _____

2. Complete the table given below

BALLOON PAIRS




- Choose any pair of balloon numbers.
- Add the numbers together.
- Write the sum for your balloon.

Try to find at least 6 different totals.

- Now write down your sums in the correct place in the table.
- Can you find at least 3 examples for each column?

Less than 8	Between 8 and 9	10 or more
$2 + 5 = 7$		

3. Prepare your tasty ice – cream by cutting out the cone shapes from any piece of paper and add ice - cream scoops on each cone till you reach number ten. Kindly refer to the example given below



4. Do pages 6, 7, 10, 12, 14, 15, 16, 23 to 31, 39, 40, 43, 44 and 45 in your book.

HINDI

कक्षा - प्रथम
विषय - हिन्दी
सूत्रीयमावकाश कार्य

1. अक्षरमाला मैट (MAT)-दो रंगों की (A-3/A-4) शीट का प्रयोग करते हुए एक सुंदर MAT तैयार करें। मैट के प्रत्येक बॉक्स (Box) में आ (A) और इ (I) की मात्रा से बने शब्दों को लिखें।

उदाहरण के लिए :-

आम	किताब	काम	टिकट
चिड़िया	माला	तिन्का	रामला
तारा	सितार	धराता	पहिया
रवि	बादल	हिरण	लड़का

2. चित्र देखकर नीचे दिए गए वर्ग में से शब्द छाँटकर उनमें रंग भरें।
(इस कार्य के लिए A-3 शीट का प्रयोग करें।)



वर्ग पहिेली



आ म सा ह चि भ प श



फ ना कि या डि ह र व



म छा ता ख या व च ति



ट भ ब त ख क ल त



ज हा ज ल इ का घ ली



अ झा ष गा ज र झ स



ल थ सा इ कि ल त स



3. हिन्दी पाठ्यपुस्तक "परिवेश" में पृष्ठ संख्या (Page No.) 15, 16, 18, 20, 21, 22, 24, 25, 26 पर दिए गए कार्य को निर्देशानुसार पुस्तक में ही करें।

4. पृष्ठ संख्या 92 पर दी गई कविता "आम" सस्वर कंठस्थ (याद) करें।

5. सुलेखन पुस्तिका में पृष्ठ संख्या 5, 6, 12, 21 और 22 करें।

6. कक्षा में करवाए गए कार्य एवं पाठ्य पुस्तक में दिए गए कार्य की पुनरावृत्ति करें।

* कार्य करते समय लेखन पर विशेष ध्यान दें।

- ART

1. Create a scenery using pencil waste on an A – 3 size sheet.
2. Create an animal with any number like in the given example.



3. Make a butterfly using toilet roll. See given reference.



4. Create a beautiful rakhi for the Rakshabandhan festival.

- COMPUTER

- I. Colour the picture of the computer as per the instructions given below-Monitor- Red, Mouse- Blue, CPU- Yellow, and Keyboard- Green. You can take printout of the picture and colour it or can draw the given picture on a white sheet and colour it.



- II. Do fun time activity of Chapter 1 (page- 11) and fun time activity of Chapter 2 (pg-18) of your prescribed textbook.

